



Theme: Water Heroes: Make Every Drop Count

Target Group: Foundation to Year 2 (ages 6-8)

Learning Objectives

- Understand the importance of water and its everyday uses.
- Explore what it means to be a 'Water Hero'.
- Encourage creative expression through art and poster-making.
- Promote environmental responsibility in young learners.

Discussion Prompts

Use these questions to spark thoughtful conversation.

- How do we use water every day?
- What is a Hero? What might it mean to be a Water Hero?
- Why is water important? What might happen if we don't look after it?
- Can you think of ways to use less water?
- How can you help others save water too?

Activity 1: Water In Our Day

Help students explore how water is used in their day. Let them draw or list:

- water use at home (e.g., brushing teeth, cooking)
- water use at school (e.g., drinking, washing hands)
- water use at play (e.g., water play, sports).

Encourage them to think of one way they can save water in each place; at home, at school or at play.

Activity 2: My Water Hero

Have students create their very own Water Hero! Ask them to:

- choose a name for their Water Hero
- describe or draw their special water-saving superpower
- illustrate their Water Hero in action!

Activity 3: Poster Planning Time!

Use the Mind Map on 3a to help students create their final artwork. Then have students sketch a rough draft of their poster. Remind them to think about:

- their message (e.g., "Make Every Drop Count")
- pictures of water, heroes, or actions
- colour and design to make it eye-catching.







Extension Idea: Water-Saving Slogan

As a class or in small groups, brainstorm catchy slogans together. Examples:


- "Be a Hero - Make Every Drop Count"
- "Water is Precious - Don't Waste It"
- "Turn Off the Tap, Be a Water Hero".

National Water Week 2026 – Student Activity Sheet – Activity 1

How do you use water every day at home, school or at play?
Draw or write your answers in each of the 6 boxes below.




Can you think of 3 ways we could
save water? Draw or write your ideas in the box below.




National Water Week 2026 – Student Activity Sheet – Activity 2

Create your very own Water Hero! Your Water Hero helps save water and protect our planet.

What would be a good name for a hero that saves water?



Draw your Water Hero in action!



What is their special water-saving superpower?



National Water Week 2026 – Student Activity Sheet – Activity 3a



National Water Week 2026 – Student Activity Sheet – Activity 3b

Before you create your final Water Hero Poster, sketch a rough draft of your idea!

Think about all your favourite things you just wrote down and don't forget to add your Water Hero!

